



















# MICORMIG SERIES

**LORCH**  
smart welding






## Process table





MIG-MAG						
Electrode						
TIG						
Gouging						

 standard for all models  
  standard for certain models  
  optionally available



## Operation concepts

		
<b>Basic</b> <ul style="list-style-type: none"> <li>■ "3 steps to weld" operating concept</li> <li>■ Infinitely adjustable welding current setting</li> <li>■ digital volt-ampere display</li> <li>■ Activation of end crater filling as necessary</li> <li>■ 3-stage arc dynamic control</li> </ul>	<b>BasicPlus</b> <ul style="list-style-type: none"> <li>■ "3 steps to weld" operating concept</li> <li>■ Infinitely adjustable welding current setting</li> <li>■ Volt-ampere display</li> <li>■ Crater filling (can be adjusted in the submenu)</li> <li>■ 7-stage arc dynamic control</li> <li>■ with automatic setting control (synergic function)</li> <li>■ Welding program selection in the feed compartment</li> <li>■ Switch-over 2-cycle/4-cycle/spot welding/interval welding</li> <li>■ Fully upgradeable</li> </ul>	<b>ControlPro</b> <ul style="list-style-type: none"> <li>■ "3 steps to weld" operating concept</li> <li>■ infinitely adjustable welding current setting</li> <li>■ Volt-ampere display</li> <li>■ high-luminosity graphic display (OLED) for display of the 3rd main parameter</li> <li>■ Convenient, intuitive menu guidance</li> <li>■ can switch to crater filling (can be set in the submenu)</li> <li>■ 21-stage arc dynamic control</li> <li>■ with automatic setting control (synergic function)</li> <li>■ Welding program selection in the feed compartment</li> <li>■ Switch-over 2-stroke/4-stroke/spot welding/interval welding</li> <li>■ Tiptronic job memory for 100 welding tasks</li> <li>■ fully upgradeable</li> </ul>

# TECHNICAL DATA

	 MicorMIG 300	 MicorMIG 350	 MicorMIG 400	 MicorMIG 500
MIG-MAG				
- Welding range (in A)	25-300	25-350	30-400	30-500
- voltage setting	infinitely variable	infinitely variable	infinitely variable	infinitely variable
Duty cycle				
- duty cycle 100% 40 °C (in Amps)	200	250	300	370
- duty cycle 60% 40 °C (in Amps)	250	300	370	430
- duty cycle at max. current 40 °C (in %)	45%	45%	45%	45%
Feeder and wire				
- wire feed unit	4 rolls (2 driven)	4 rolls (2 driven)	4 rolls (2 driven)	4 rolls (2 driven)
- weldable wires steel (in mm)	0,6-1,2	0,6-1,2	0,6-1,6	0,6-1,6
- weldable wires aluminium (in mm)	1,0-1,2	1,0-1,2	1,0-1,6	1,0-1,6
Mains				
- mains voltage (in V)	400	400	400	400
- phases (50/60 Hz)	3~	3~	3~	3~
- positive mains tolerance (in %)	15%	15%	15%	15%
- negative mains tolerance (in %)	15%	15%	15%	15%
- max. negative mains tolerance at reduced output power (in %)	30%	30%	30%	30%
- mains fuse (in Amps)	32	32	32	32
- mains plug	CEE 32	CEE 32	CEE 32	CEE 32
Dimensions and weights				
- power source dimensions (LxWxH) A version (in mm)	880x490x885	880x490x885	880x490x885	880x490x885
- power source dimensions (LxWxH) B version (in mm)	880x490x955	880x490x955	880x490x955	880x490x955
- weight, power source A-version gas-cooled (in kg)	58	58	61	66
- weight, wire feed case (workshop version) (in kg)	10.6	10.6	10.6	10.6
- weight, water cooling (filled) (in kg)	13.0	13.0	13.0	13.0
Standards and approvals				
- standard	EN 60974-01	EN 60974-01	EN 60974-01	EN 60974-01
- protection class (EN 60529)	IP23S	IP23S	IP23S	IP23S
- insulation class	F	F	F	F
- designation	CE, S	CE, S	CE, S	CE, S

## Versions

	
A-system	B-system
Mobile compact system with integrated wire feeder; elevated design with widened wheel base	Mobile wire feeder system with wire feeder in detachable wire feeder case, elevated design with widened wheel base